

iFlow

MACRO MORNING BRIEFING

March 15, 2024

Asset Allocation And The Four Ds

The world in the first quarter of 2024 has struggled to differentiate itself from 2023. The level of uncertainty has forced investors into cash equivalents and stocks. Low-volatility and high-carry trades have been winning, passive strategies beating active ones, and tighter ranges trumping trends as no one seemingly wants to be over-positioned for good or bad outcomes. The strip for a so-called soft landing is narrow. There is also a larger thematic focus on a world divided, which leads to the four Ds:

De-globalization, De-carbonization, Digitalization, Demographics

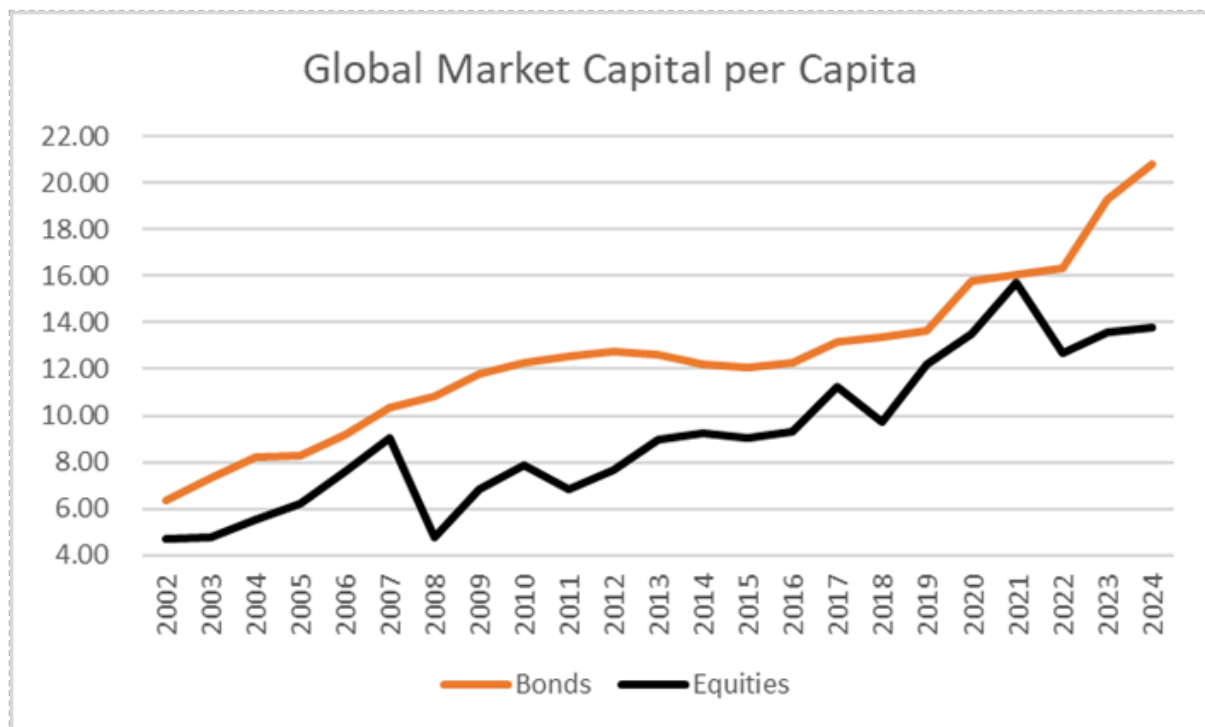
The big-picture themes of 2024 are caught in the technicals of 2023. The first problem for investors is getting bonds back into a portfolio and moving away from cash. The second is considering risk outside of the 'home bias'.

- Global bonds outstanding total \$133trn across maturities, growing 7-fold in the last 40 years, fueled by government and corporate issuance across both G10 and emerging market countries. The convergence of flows in 2024 into any bond chasing yield over ratings stands out – narrowing spreads across credit and nations usually leads to issuers.
- In contrast, global equity markets have risen 5-fold in market capitalization, but the number of listed companies has risen by just 1.9 times. By definition, then, the risk in shares is more concentrated. What's more, this rise in listed equities falls short of the rise in the global middle class from 15% to over 50%. This suggests an inherent need for more equities as the world's savings increases faster than does the supply of stocks.
- Approximately 55,214 companies were traded publicly throughout the world as of December 2023 (latest data), a 1.9% y/y decrease – some of which reflects the rise of private credit and private equity, along with stalled growth in China and APAC, where new company creation in the previous decade dominated.

Diversity no longer attracts money as risk-mitigation – only a few shares globally have led the markets. The question investors face: when will this concentration risk end?

- Even more concerning is that actual coverage by analysts of those names has shrunk. For example, 19% of the NASDAQ has no coverage and 14% has just one analyst covering. Trading volume and market capitalization are the presumptive drivers for analyst coverage, and yet the world requires AI to solve for this gap. New diversification pressures will likely feed more AI investments. This begets more concentration risk, as well as concerns globally about US exceptionalism remaining dominant.

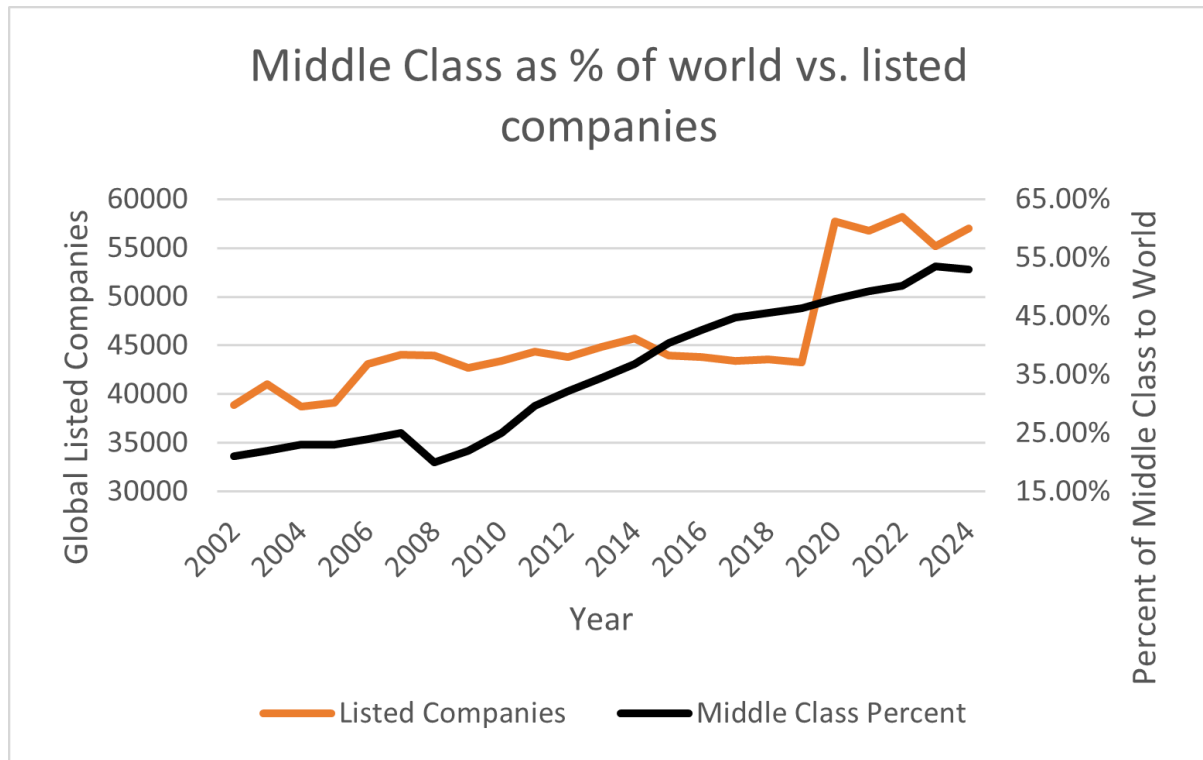
Bond Supply Outstrips That Of Stocks In A Growing World



Source: SIFMA, World Bank, BNY Mellon

What we find more interesting than the rise in bond supply over that in equities is the rise in the global middle class during the last 20 years. Defining 'middle class' in a world context is quite different than in a developed-markets context. The World Bank definition is \$10-\$100 a day in PPP terms set to a 2005 index base. Most of the cohort is in India and China, and they invest more in stocks than bonds. Our point is twofold: in the last 20 years, the supply of shares has not caught up to rising demand, and capital markets developments in these economies have been inconsistent. The rise of the middle class everywhere drives domestic equity growth more than borrowing across the world. The role of government borrowing has clearly shown up in the ratio of GDP to government debt, with both the US and China across all administrative levels (States/Provinces) suffering from an oversaturation of debt. There is a tipping point for debt capping growth globally. Post-pandemic debt issuance has surged globally as the OECD noted this week.

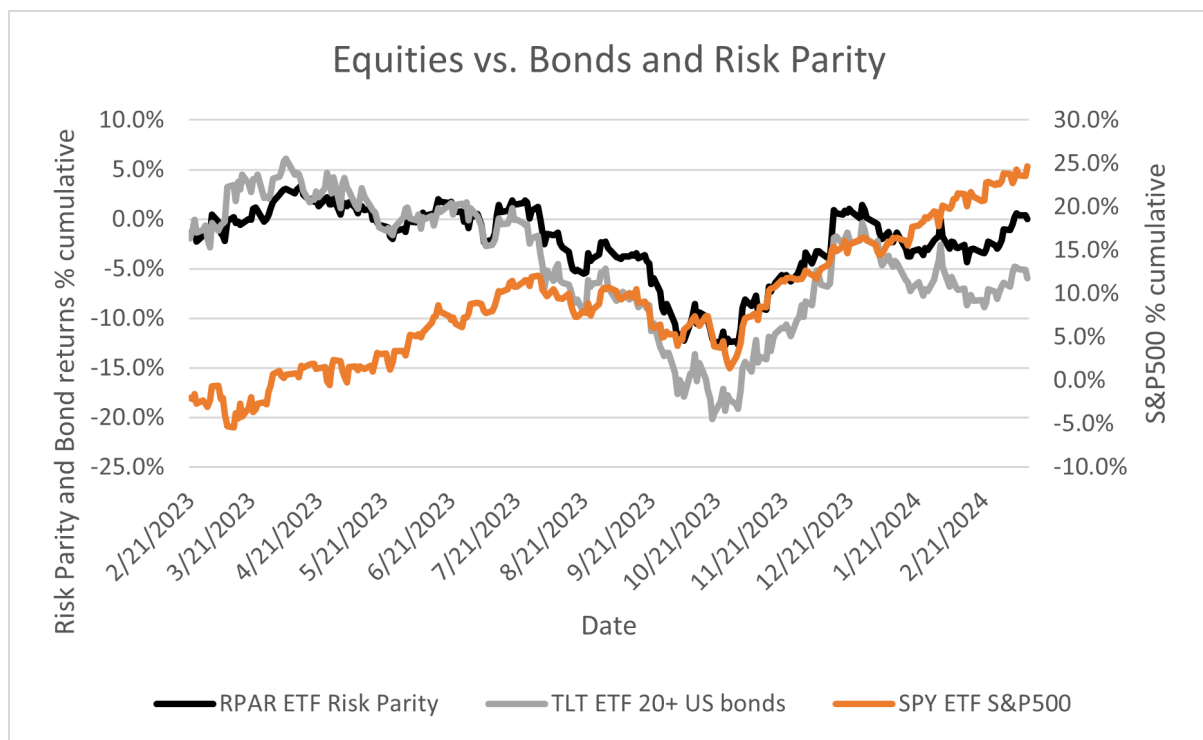
Global Middle Class Key To Asset Allocation



Source: World Bank, OECD BNY Mellon

From 2005 to 2015, middle-class expenditures grew by 8% y/y in developing countries, compared to growth of 0.4% y/y in developed countries. In some of the fastest-growing emerging and developing countries, the annual growth of middle-class expenditures exceeded 10% in the 1990s and 12.5% between 2005 and 2015. The great convergence has stalled both developed and emerging market middle-class spending and growth. But that convergence shows in our flows: the difference between EM and G10 markets against the US is almost indistinguishable. Risk parity worked during the painful US regional bank crisis in March 2023, but not since. Owning US bonds and duration hasn't worked since then, either. The 60/40 portfolio usually outperforms in an election year. Risk-parity programs work from April to August in a 50-year seasonal backtest, but this might be different in 2024.

Risk Premia Out Of Sync



Source: Bloomberg, BNY Mellon

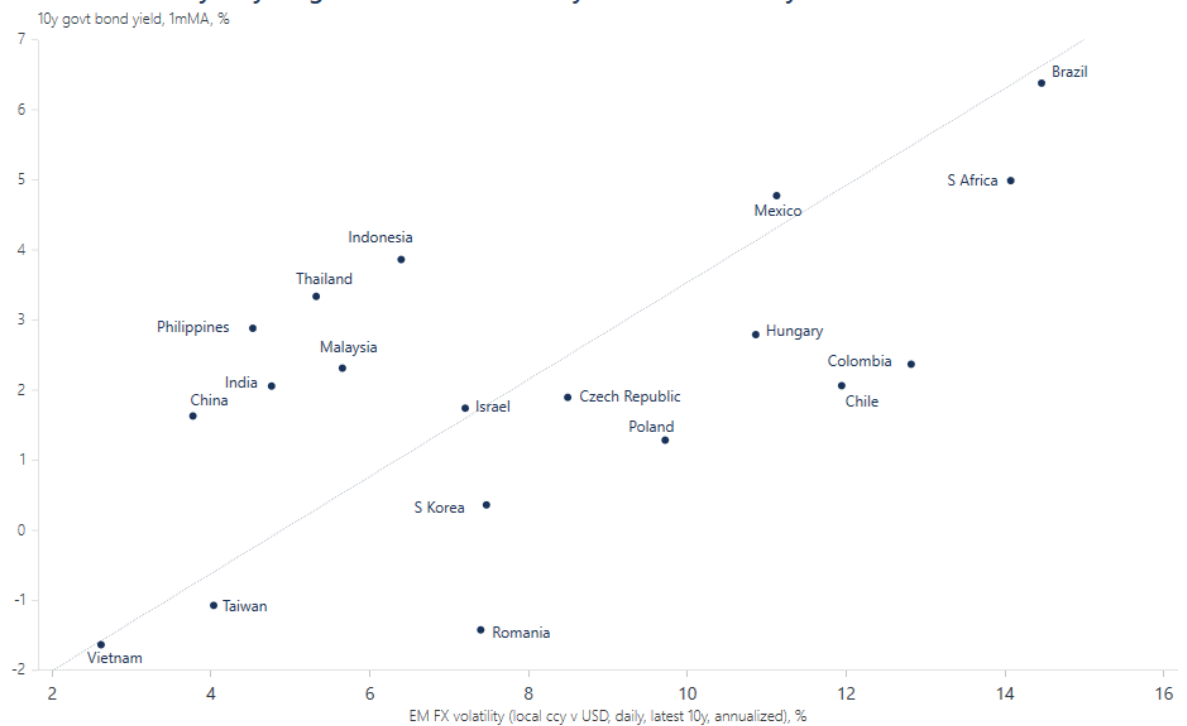
- 1. Diversification** - What will drive investors out of cash or money markets and into longer duration holdings? Thematic pressures of diversification globally haven't worked yet, so US exceptionalism dominates much of the focus. The need for easing by the Federal Reserve dominates global investor themes. Risks this year stem from refinancing: 40% of sovereign debt and 37% corporate debt need to be rolled over the next three years. Global growth risks rise without easing in Europe and some emerging markets – given China's recent NPC targets were viewed as somewhat underwhelming. The pressure to meet Green goals for 2030 requires more money-raising in a market that has pushed back against ESG. According to FactSet, the lowest number of S&P 500 companies cited “ESG” on Q4 earnings calls since Q2 2019. As per our iFlow Green index, ESG factors are not showing positive alignment on a consistent basis with equity flows, possibly indicating a decline in importance among global investors. The de-carbonization theme for 2024 puts China EV production and demand into question – and adds to recovery doubts.
- 2. De-Globalization** - This theme matters to investors in 2024 but wraps around supply chains and the focus on the two wars – those conflicts are driving wedges across emerging and frontier markets. iFlow shows clear investment doubts in Europe linked to war. But some investors are beginning to shift to what happens in a peace deal, for either or both conflicts, and which sectors and nations could win. The primary concern for investors when discussing

“globalization” is in the tail risks of an extended conflict pairing Russia and increasingly China against the US and EU in a cold-war scenario.

3. **Digitalization.** The digitalization push dominating markets at present flips between the role of AI in enhancing productivity to “Defi” where Bitcoin (BTC) and financial disintermediation of banks accelerates, particularly in EM where fiat currency and national financial institutions like a treasury or central bank aren't viewed as strong. Record highs in BTC have been taken as another signal of liquidity being too “easy” globally, and of distrust of USD in a deglobalized world. Both feed back to the diversification problem. The BTC rally vs. the NVDA rally are different and merit deeper analysis.
4. **Demographics.** This theme clearly shows in our iFlow data, e.g., the rush into Egypt fixed income after the IMF deal and shift in EGP FX policy to a quasi-free-float regime. Investors are focused on the potential growth of Indonesia, India, the Middle East – particularly Saudi Arabia and the United Arab Emirates – and Africa, where Nigeria, Egypt and Kenya all register as key frontier opportunities for the next five years.

EM FX Volatility & EM Real Yields Key For Risk:Reward

EM cross-country 10-year government real bond yields v FX volatility



Source: Macrobond, BOK, Central Bank of Colombia, AKK, NBS, MoS&PI, IBGE, KOSTAT, INEGI, BPS, GUS, CBS, Thailand Bureau of Trade & Economic Indices, Vietnamese General Statistics Office, DOSM, Stat SA, Philippine Statistics Authority, DANE, INS, INE, CZSO, Taiwan Directorate-General of Budget, Accounting & Statistics, HCSO



Source: MacroBond, BNY Mellon

Bottom Line: The current environment of low FX volatility, trend-chasing in equities and tight credit spreads in fixed income has investors implicitly using carry/volatility

comparisons. The ability to predict when this changes rests on economic data to come, overlaid by central bank decisions in Japan, the US and elsewhere in the week ahead. The convergence trade of EM to G10 markets was the story of 2005-2015. The new re-convergence risk is central to 2024. Real yields in liquid emerging markets can help to gauge flow risks in the wait for the FOMC and more data, and while investors struggle to believe that bonds can provide some hedge to an equity downturn. What we find interesting using this analysis is how much it matches the lack of positioning in EM bonds in APAC vs. other regions. The risk:reward of the next few weeks and months will hinge on whether a sense of urgency to trade the four Ds develops over the 2023 hangovers of US exceptionalism and AI dominance.

Please direct questions or comments to: iFlow@BNYMellon.com



Bob Savage

HEAD OF MARKETS STRATEGY
AND INSIGHTS

CONTACT BOB



bnymellon.com

BNY Mellon is the corporate brand of The Bank of New York Mellon Corporation and may be used as a generic term to reference the corporation as a whole and/or its various subsidiaries generally. This material and any products and services may be issued or provided under various brand names in various countries by duly authorized and regulated subsidiaries, affiliates, and joint ventures of BNY Mellon, which may include any of the following. The Bank of New York Mellon, at 225 Liberty St, NY, NY USA, 10286, a banking corporation organized pursuant to the laws of the State of New York, and operating in England through its branch at One Canada Square, London E14 5AL, UK, registered in England and Wales with numbers FC005522 and BR000818. The Bank of New York Mellon is supervised and regulated by the New York State Department of Financial Services and the US Federal Reserve and authorized by the Prudential Regulation Authority. The Bank of New York Mellon, London Branch is subject to regulation by the Financial Conduct Authority and limited regulation by the Prudential Regulation Authority. Details about the extent of our regulation by the Prudential Regulation Authority are available from us on request. The Bank of New York Mellon SA/NV, a Belgian public limited liability company, with company number 0806.743.159, whose registered office is at 46 Rue Montoyerstraat, B-1000 Brussels, Belgium, authorized and regulated as a significant credit institution by the European Central Bank (ECB), under the prudential supervision of the National Bank of Belgium (NBB) and under the supervision of the Belgian Financial Services and Markets Authority (FSMA) for conduct of business rules, and a subsidiary of The Bank of New York Mellon. The Bank of New York Mellon SA/NV operates in England through its branch at 160 Queen Victoria Street, London EC4V 4LA, UK, registered in England and Wales with numbers FC029379 and BR014361. The Bank of New York Mellon SA/NV (London Branch) is authorized by the ECB and subject to limited regulation by the Financial Conduct Authority and the Prudential Regulation Authority. Details about the extent of our regulation by the Financial Conduct Authority and Prudential Regulation Authority are available from us on request. The Bank of New York Mellon SA/NV operating in Ireland through its branch at 4th Floor Hanover Building, Windmill Lane, Dublin 2, Ireland trading as The Bank of New York Mellon SA/NV, Dublin Branch, is authorised by the ECB and is registered with the Companies Registration Office in Ireland No. 907126 & with VAT No. IE 9578054E. The Bank of New York Mellon, Singapore Branch, subject to regulation by the Monetary Authority of Singapore. The Bank of New York Mellon, Hong Kong Branch, subject to regulation by the Hong Kong Monetary Authority and the Securities & Futures Commission of Hong Kong. If this material is distributed in Japan, it is distributed by The Bank of New York Mellon Securities Company Japan Ltd, as intermediary for The Bank of New York Mellon. If this material is distributed in, or from, the Dubai International Financial Centre ("DIFC"), it is communicated by The Bank of New York Mellon, DIFC Branch, regulated by the DFSA and located at DIFC, The Exchange Building 5 North, Level 6, Room 601, P.O. Box 506723, Dubai, UAE, on behalf of The Bank of New York Mellon, which is a wholly-owned subsidiary of The Bank of New York Mellon Corporation. This material is intended for Professional Clients only and no other person should act upon it. Not all products and services are offered in all countries.

The information contained in this material is intended for use by wholesale/professional clients or the equivalent only and is not intended for use by retail clients. If distributed in the UK, this material is a financial promotion.

This material, which may be considered advertising, is for general information purposes only and is not intended to provide legal, tax, accounting, investment, financial or other professional advice on any matter. This material does not constitute a recommendation by BNY Mellon of any kind. Use of our products and services is subject to various regulations and regulatory oversight. You should discuss this material with appropriate advisors in the context of your circumstances before acting in any manner on this material or agreeing to use any of the referenced products or services and make your own independent assessment (based on such advice) as to whether the referenced products or services are appropriate or suitable for you. This material may not be comprehensive or up to date and there is no undertaking as to the accuracy, timeliness, completeness or fitness for a particular purpose of information given. BNY Mellon will not be responsible for updating any information contained within this material and opinions and information contained herein are subject to change without notice. BNY Mellon assumes no direct or consequential liability for any errors in or reliance upon this material.

This material may not be distributed or used for the purpose of providing any referenced products or services or making any offers or solicitations in any jurisdiction or in any circumstances in which such products, services, offers or solicitations are unlawful or not authorized, or where there would be, by virtue of such distribution, new or additional registration requirements.

The terms of any products or services provided by BNY Mellon to a client, including without limitation any administrative, valuation, trade execution or other services shall be solely determined by the definitive agreement relating to such products or services. Any products or services provided by BNY Mellon shall not be deemed to have been provided as fiduciary or adviser except as expressly provided in such definitive agreement. BNY Mellon may enter into a foreign exchange transaction, derivative transaction or collateral arrangement as a counterparty to a client, and its rights as counterparty or secured party under the applicable transactional agreement or collateral arrangement shall take precedence over any obligation it may have as fiduciary or adviser or as service provider under any other agreement.

Pursuant to Title VII of The Dodd-Frank Wall Street Reform and Consumer Protection Act of 2010 and the applicable rules thereunder, The Bank of New York Mellon is provisionally registered as a swap dealer with the Commodity Futures Trading Commission ("CFTC") and is a swap dealer member of the National Futures Association (NFA ID 0420990).

BNY Mellon (including its broker-dealer affiliates) may have long or short positions in any currency, derivative or instrument discussed herein. BNY Mellon has included data in this material from information generally available to the public from sources believed to be reliable. Any price or other data used for illustrative purposes may not reflect actual current conditions. No representations or warranties are made, and BNY Mellon assumes no liability, as to the suitability of any products and services described herein for any particular purpose or the accuracy or completeness of any information or data contained in this material. Price and other data are subject to change at any time without notice.

Rates: neither BNY Mellon nor any other third party provider shall be liable for any errors in or delays in providing or making available the data (including rates, WM/Reuters Intra-Day Spot Rates and WM/Reuters Intra-Day Forward Rates) contained within this service or for any actions taken in reliance on the same, except to the extent that the same is directly caused by its or its employees' negligence. The WM/Reuters Intra-Day Spot Rates and WM/Reuters Intra-Day Forward Rates are provided by The World Markets Company plc ("WM") in conjunction with Reuters. WM shall not be liable for any errors in or delays in providing or making available the data contained within this service or for any actions taken in reliance on the same, except to the extent that the same is directly caused by its or its employees' negligence.

The products and services described herein may contain or include certain "forecast" statements that may reflect possible future events based on current expectations. Forecast statements are neither historical facts nor assurances of future performance. Forecast statements typically include, and are not limited to, words such as "anticipate", "believe", "estimate", "expect", "future", "intend", "likely", "may", "plan", "project", "should", "will", or other similar terminology and should NOT be relied upon as accurate indications of future performance or events. Because forecast statements relate to the future, they are subject to inherent uncertainties, risks and changes in circumstances that are difficult to predict. iFlow® is a registered trademark of The Bank of New York Mellon Corporation under the laws of the United States of America and other countries.

This document is intended for private circulation. Persons accessing, or reading, this material are required to inform themselves about and to observe any restrictions that apply to the distribution of this information in their jurisdiction.

Currency Administration is provided under and subject to the terms of a definitive agreement between BNY Mellon and the client. BNY Mellon exercises no investment discretion thereunder, but acts solely pursuant to the instructions in such agreement or otherwise provided by the client. Unless provided by definitive agreement, BNY Mellon is not an agent or fiduciary thereunder, and acts solely as principal in connection with related foreign exchange transactions.

All references to dollars are in US dollars unless specified otherwise.

This material may not be reproduced or disseminated in any form without the prior written permission of BNY Mellon. Trademarks, logos and other intellectual property marks belong to their respective owners.

The Bank of New York Mellon, member FDIC.

© 2020 The Bank of New York Mellon Corporation. All rights reserved.